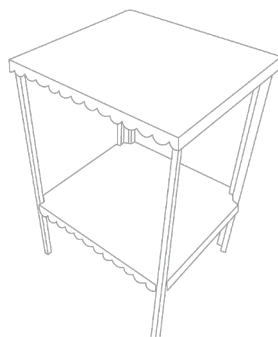
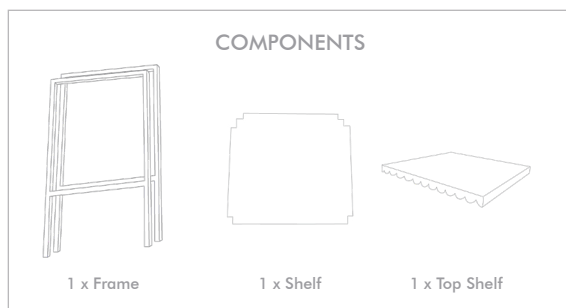


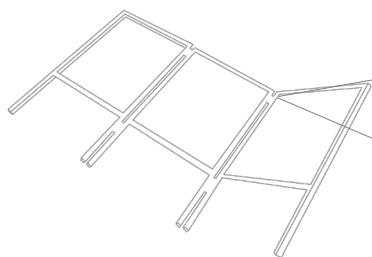
OLIVER BONAS

REMI SCALLOP FOLDING TABLE



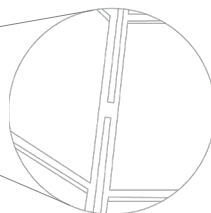
INSTRUCTIONS

1



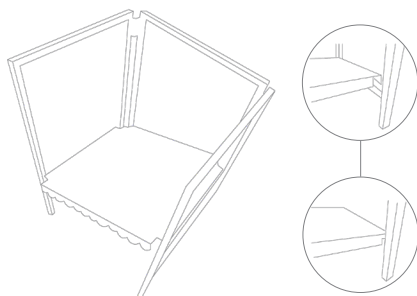
Lie the frame on a flat surface to open and stand the frame so this is in square form. Assemble in desired situ to avoid carrying.

2



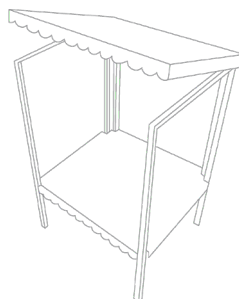
CAUTION! Keep fingers away from folding hinge. Risk of finger entrapment.

3



Starting at the bottom, gently slide each shelf into position. Ensure the shelf is slotted into place and secure before moving on to the next.

4



Place the top shelf onto of the frame and ensure this is secure.

OLIVER BONAS

REMI SCALLOP FOLDING TABLE

We hope you love your purchase, however if you aren't completely happy please retain your packaging to ensure its safe return.

Lovingly handmade, variations may occur.

CARE INFORMATION

Designed for domestic use only.

Not suitable for bathrooms, damp or humid environments.

Not suitable for childrens rooms.

Not suitable for outdoor use.

Do not overload.

Do not drag the shelving unit.

If lifting the shelving unit to move, ensure hands are placed underneath the frame and the top shelf as shelf is not fixed in position.

Periodically check all shelves to ensure they are in place.

CLEANING INSTRUCTIONS

To help maintain the beauty and performance of your piece of furniture do not use abraasive cleaners. Wipe with a damp cloth, followed by a dry cloth. Any spills should be removed immedietly, never let them dry out on the surface.

Please retain these instructions for future reference.